

DISCOVERY PLAYGROUND OPPORTUNITIES WITHOUT BOUNDARIES

in LISLE, IL

A UNIVERSALLY ACCESSIBLE PLAYGROUND PROJECT



SPONSORSHIP OPPORTUNITIES

BROUGHT TO YOU BY:



Where **limitations** are forgotten,
and **differences** are celebrated



Why do Playgrounds Matter?

Play is a critical part of the social, emotional, cognitive and physical development of every child. Unfortunately, the vast majority of playgrounds deny children with disabilities and critical illnesses the opportunity for exercise, entertainment, and social interactions which other children enjoy. In fact, only a small percentage of fully accessible playgrounds exist within our nation and these are insufficient to serve 43 million Americans with disabilities.

An **Inclusive Playground** is specifically designed to remove physical and social barriers so ALL children, with and without disabilities and/or critical illnesses, can play side by side with their peers and families.

To be located in Lisle Park District's Community Park, IL the Discovery Playground will be an Unlimited Play inclusive playground honoring children of all abilities — a place where limitations will be forgotten and differences are celebrated!





YOUR COMMUNITY'S Unlimited Play Playground

- Safe, smooth, spongy surfacing
- Ramps from bottom to top
- Transfer stations throughout
- Specialized seating and handholds
- Slanted/graduated climbing elements
- High back swings
- Saucer swings
- Stainless steel and molded slides
- Musical elements
- Parallel play
- Lots of shade
- Fun, educational play panels
- And much more!

Join us in the efforts to build this universally accessible playground.

Your generous support will enable ALL children and caregivers of all abilities the opportunity to experience the joys and benefits of play. This destination playground will truly impact ten thousand people each year.



Gibraltar Summit

\$31,000



Biggo Solo Swing

\$12,000



Surface Spinner

\$11,000



Roller Slide

\$10,000



Slamom Slide

\$4,000



Play Shade

\$7,200




Team Totter

\$7,000




**Noodle
Roof**

\$3,200



**Lumberjack
Climber**

\$3,200




**Steel Mesh
Roof**

\$3,000




**Double Wall
Climber**

\$2,500



Apollo Spinner
\$20,000



Rail Rider
\$17,000



Concerto Instruments
\$10,000



Tikes Peak
\$8,000




Quantum Slide
\$7,000



Tree Climber
\$5,300



Fire Escape Climber
\$1,500



Alex's Lemonade Stand
\$1,100



Inclusive Swing Seat
\$1,000



“PLAYGROUNDS
MAKE ME FEEL
POWERFUL.”

Brendan, Age 10



Who is Unlimited Play?

Unlimited Play is an award winning nonprofit organization that builds universally inclusive playgrounds to promote health and wellness and change communities by providing freedom of play for ALL children. The transformational power of an inclusive playground brings kids and adults of all abilities together to play and learn from each other.

Unlimited Play is a 501(c)3 non-profit organization that helps to plan, design and build fully accessible playgrounds. Unlimited Play playgrounds allow all children – regardless of their abilities – to play together. A valuable resource in our community, Unlimited Play has unique expertise in this area and is available to assist in the development of inclusive playgrounds that promote dignity, understanding and respect among children. In 2016 Little Tikes Commercial and Unlimited Play announced a partnership to help provide the magic of outdoor play to children of all abilities.




New Partners in Inclusive Play

From individuals making donations, businesses sponsoring playground equipment, corporations contributing grants and volunteers offering gifts of time, we welcome your involvement.

Here's How You Can Help

- Make a monetary donation using the form on the back of this booklet.
- Donate goods/services such as concrete, fencing, shrubs, etc. Complete and mail the contact information on the back of this booklet, noting what goods/services you would like to donate.



TOGETHER
WE CAN CREATE
YOUR DESTINATION
PLAYGROUND

Step 1: Complete Donor/Volunteer Information: (please print)

Name: _____

Company/Organization (if applies): _____

Address: _____

City: _____ State: _____ Zip: _____

Phone: (_____) _____ - _____ E-mail: _____

Step 2: Choose Your Donation

☐ Donor Wall

Leave a legacy... Put your name on our playground! Donor Wall Sponsorships start at \$500. Donors will be proudly and permanently recognized in a prominent location on site.

YOUR DONOR WALL INSCRIPTION:

☐ Equipment Sponsorship

Please note that item quantities are limited and may no longer be available. Lisle Park District will confirm sponsorship upon receipt of both this application and the gift amount. Equipment may not be identical to photos in this catalog (color variance, etc.) Sign size and color may vary and be placed either on or near the piece of equipment in compliance with safety standards.

Lisle Park District reserves the right to reject sponsorships.

All donations are tax deductible

SELECT EQUIPMENT ITEM FROM THIS CATALOG: _____

Step 3: Payment

PAYMENT METHOD ☐ Credit Card ☐ Check ☐ Pay Online at www.lislepartnersforparks.org

Name on Credit Card: _____

Amount to Charge to Card: _____ Credit Card No.: _____

Security Code: _____ Credit Card Type: _____ Expiration Date: _____

Please make checks payable to:

Lisle Partners for Parks Foundation, 1925 Ohio Street, Lisle, IL 60532

Please write "Discovery Playground" in Memo line

Onsite donor recognition sponsorships are \$500 and up. Donations of \$1 - \$499 will be recognized on the Lisle Park District and Lisle Partners for Parks Foundation websites, park district brochure (Winter/Spring 2019) and other sponsor thank you communications.

Any questions, please contact : (636) 353-4304

E-mail: lleone@lislepartnersforparks.org • www.unlimitedplay.org